


AH-600

Device Automated Testing/Programming System



Device Automated Testing/Programming System



AH-600

Standard Accessories

User manual	x1
Oscillator programming module.....	x3
IPC System.....	x1
SMT Firm-nozzle.....	x12
Ion ventilator.....	x1
ADF-600 Automated Device Feeder..	x1
UPS System.....	x1

Optional Accessories

Precissor

(3.2 x 2.5),(2.5 x 2.0)
(7.0 x 5.0),(5.0 x 3.2)

SMT Nozzle Testing cable

(0630),(2215)

Component Holder

(3.2 x 2.5 and 2.5 x 2.0 Commons)
(7.0 x 5.0 and 5.0 x 3.2 Commons)

Probe module

(3.2 x 2.5),(2.5 x 2.0)
(7.0 x 5.0),(5.0 x 3.2)

Probe

Pin no.0 (3.2 x 2.5 and 2.5 x 2.0 Commons)
Pin no.1 (7.0 x 5.0 and 5.0 x 3.2 Commons)

Are you still piling the stock?

- But the programmable and new-type Oscillator with high efficiency already appear in the industry, it simplifies the production flow, shorten the lead time for the customized products, and does not need to afford much pressure for the cost of piling in the storehouse.
- AH-600 is the first automated system for SMD parameter testing and frequency programming in the market. It's a unique design and technology for the rotary robot to pick the devices, in conjunction with the high-speed programmer can bring AH-600 into full play for enhancing the throughput.

Features

- **Change the component package fast**
AH-600 meet divers SMD package, and change the feeder, component holder, and the probe module rapidly. AH-600 is always keeps the high throughput.
- **Intelligent Operation**
All-in-one control system, which included automatic loading, positioning, pin detection, testing, programming, pass/fault discrimination and unloading, all in the smart consistent way.
- **Stable programming system**
Build-in a high-speed and high-stabile Oscillator programming module to ensure the high-quality and high-production programming, which satisfy the customer's strict demands of high quality.
- **Powerful operation software**
User-friendly operation interface makes the production operation easy. Simple and convenient functional software, let the production record very clear. It can recall the project and track quality and output.
- **Convenient to maintain**
Programming and loading systems can change fast and are easy to maintain. Moreover, the unique modular designs enable the make the repair, maintenance and replacement more simply and more conveniently.
- **Application of the industry**
In view of different SMD component industries (Crystal, Oscillator, MLCC, Fuse, the inductance, resistance and the voltage transformer), proceeding the customized automated production. For instance, parameter, frequency programming tests, electric characteristic testing, etc. It can save customer's valuable time and improve the output.
- **Provide Counter function**
Display the frequency of DUT when testing and programming. Let the user easy to control the condition of DUT at any time.
- **High-efficiency throughput**
Time is money, AH-600 UPH is up to 2400~2600, monthly output can reach 1.2KK easily.*
* UPH2400 x 20H/per day x 25 days/per month =1.2KK

The innovative design of AH-600 obtains the Patent certificate of


"The improvement in picking & placing for IC programming system."

Patent No.:


M 306360

More product information

TEL:02-2999-1860#15 Lillian
E-mail: lillian@leap.com.tw




Device Automated Testing / Programming System "AH-600"




Rotating and loading (the high accuracy and high speed rotating axle, UPH is up to 3K)

Main function: The motion is composed by 2 sets of vertical-motion axis plus a vacuum firm-nozzle, picking the device from tube in by the vertical axis (Z01, Z11), and then rotate the acting axle to the Component Holder (OCS IN). After finishing the programming and testing, the device is picked from OCS OUT of the Component Holder by the vertical axle (Z02, Z12), and then rotated the acting axle and lifted it to the unloader.




Component Holder

The multi-function holder, not only provides the devices positioning function, but also in conjunction with loading and unloading motion to ensure the DUT on the right position.




High stable programming and testing pin module

Enable to detect the pin of the component, then it can test and program for the parameter on the right object and complete the pass/fault discrimination.



High reliable pick-place Z axis combines with high-precision firm-nozzle.



ADF-600-xxxx

Automated Device Feeder

AH-600 Product Specification

Component Handling System	Throughput	2400UPH
	Resolution	RP axis 0.072° RD axis 0.3° Z1 axis 0.18mm Z2 axis 0.18mm Z3 axis 0.13mm
	Max. stroke	RP axis 180° RD axis 360° Z1 axis 25 mm Z2 axis 25 mm Z3 axis 30 mm
	Component Holder Dimensions	Φ 61mm
	Pick & Place method	4 vacuum nozzles
	Component detection	Photoelectric sensor
	Dimensions	1140(W) x 790(D) x 1545(H) mm
	Add loading and unloading system Dimensions	1140(W) x 1200(D) x 1545(H) mm
	Net Weight	180kg
	5 Operating position	Pick, Place, Detection, Programming, Verification
	Loading and Unloading System	Hopper
Spiral Feeder		Φ 200mm
Linear Feeder		stroke 235mm
Component detection		Photoelectric Sensor
Dimensions		750 x 500 x 1195 (W/D/H)mm
Speed		Up to 10mm/sec.
Control System	Operating system	PC-based control with Win XP
	Display	15" TFT LCD monitor
	Data entry	keyboard/mouse
Operating Requirements	Input voltage	AC200~245V, single-phase, 3-wires
	Input line frequency	50/60Hz
	Power consumption	1.5KVA
	Air pressure	0.6MPa (5.5~6.0kg/cm ²)
	Air flow	32liter/min
UPS	Battery Recharge Time	4 hours (to 90% of full capacity)
	Back-Up Time(a PC with 15" monitor)	10~20 mins

More product information

TEL:02-2999-1860#15 Lillian

E-mail: lillian@leap.com.tw